



TRADING COACH

Build your whole trading system

www.trading-coach.fr



« HOW TO READ (STOCK) CHARTS »

Online TRADING classroom–Saturday 20 November 2021- 3.00 -5.00 pm (Paris, France, Time)

www.trading-coach.fr

PROGRAM

FOREWORD



THE NATURAL MOVEMENT OF A RISING (STOCK)

BREAKOUT TRADING VS TRADING THE DIPS

PURE PRICE ACTION VS INDICATORS

A RULE OF THUMB: THE FPB (FIRST PRICE BAR)

TABLE OF CONTENTS



PART I: USING CHARTS FOR ENTERING A TRADE

1-THE MOST RELIABLE PRICE/VOLUMES PATTERNS

THE CUP WITH HANDLE

THE DOUBLE BOTTOM

THE FLAT BASE

TABLE OF CONTENTS



2- HOW TO RECOGNIZE ACCUMULATION PRICE PATTERNS

TIGHT BAR PRICE

VOLATILITY CONTRACTION

3- HOW TO RECOGNIZE HEALTHY PATTERNS VS FAULTY PATTERNS

TABLE OF CONTENTS



4-HOW TO IDENTIFY THE PIVOT POINT

5- « EXOTIC » PRICE PATTERNS

BOTTOM FISHING

BEAR TRAP

RESISTANCE LINE BREAKOUT (RLB)

EXPLOSIVE OPENING GAPS

TABLE OF CONTENTS



PART 2: USING CHARTS FOR EXITING A TRADE

1- EXITS INTO STRENGTH

-EXHAUSTION GAP

-HYPERTROPHIED BAR PRICE (HBP)

TABLE OF CONTENTS



2- EXITS INTO WEAKNESS

- THE ELEVATOR RULE,*
- RISE WITH NO VOLUMES,*
- DON'T STAY TO LONG...*
- REVERSAL PRICE ACTION.*

➤ *MANY EXAMPLES OF TRADES ON DIFFERENT PERIODS AND TIME FRAMES*

□ **CONCLUSION (IF THERE IS ONE...)**



www.trading-coach.fr

HOW TO READ (STOCK) CHARTS



FOREWORD

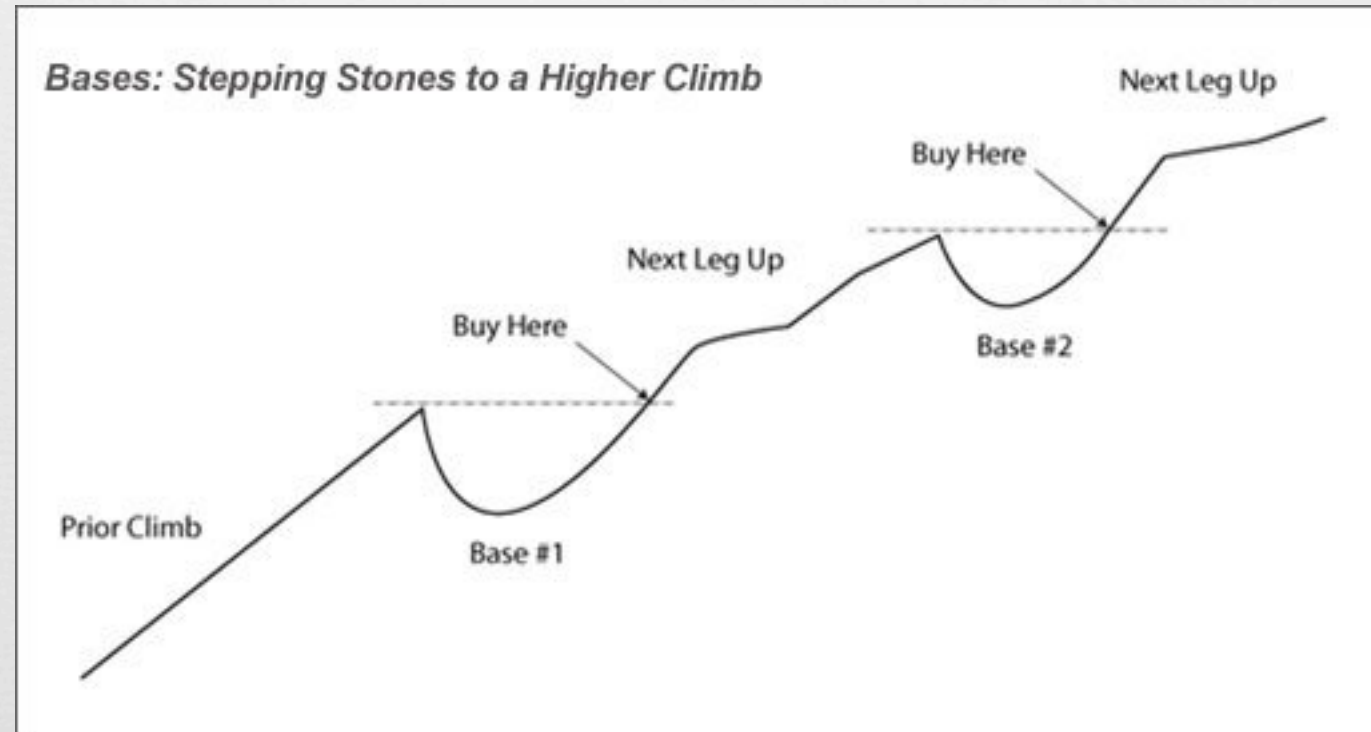
- ***THE NATURAL MOVEMENT OF A RISING (STOCK)***
- ***BREAKOUT TRADING VS TRADING THE DIPS***
- ***PURE PRICE ACTION VS INDICATORS***
- ***A RULE OF THUMB: THE FPB (FIRST PRICE BAR)***

HOW TO READ (STOCK) CHARTS



THE NATURAL MOVEMENT OF A RISING (STOCK)

SOURCE: INVESTORS.COM



HOW TO READ (STOCK) CHARTS



PART I: USING CHARTS FOR ENTERING A TRADE

1-THE MOST RELIABLE PRICE/VOLUMES PATTERNS

❖ *THE CUP WITH HANDLE*

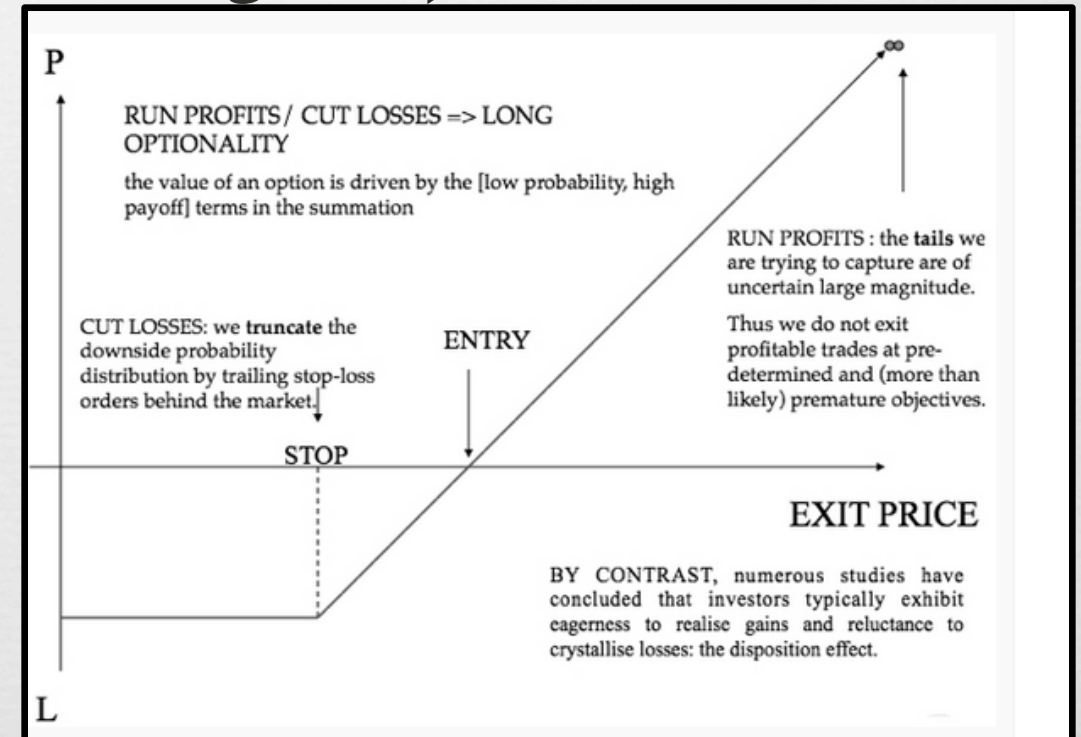
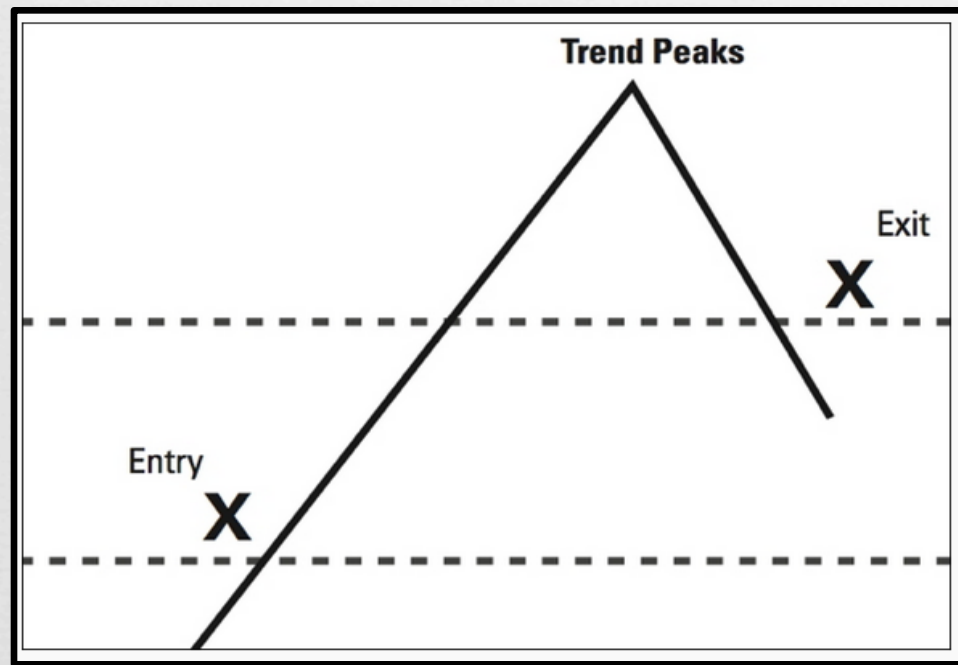
❖ *THE DOUBLE BOTTOM*

❖ *THE FLAT BASE*

HOW TO READ (STOCK) CHARTS



❖ Trend following (source: trendfollowing.com)



HOW TO READ (STOCK) CHARTS



☞ *MAIN price / volumes patterns*

Source: <https://bigcharts.marketwatch.com>



HOW TO READ (STOCK) CHARTS



MAIN PRICE/VOLUMES PATTERNS

❖ **THE CUP WITH HANDLE**

The CUP WITH HANDLE

ONCY-DECEMBER 2019



The CUP WITH HANDLE

ENG-DECEMBER 2020



The CUP WITH HANDLE

DARE-FEBRUARY 2021



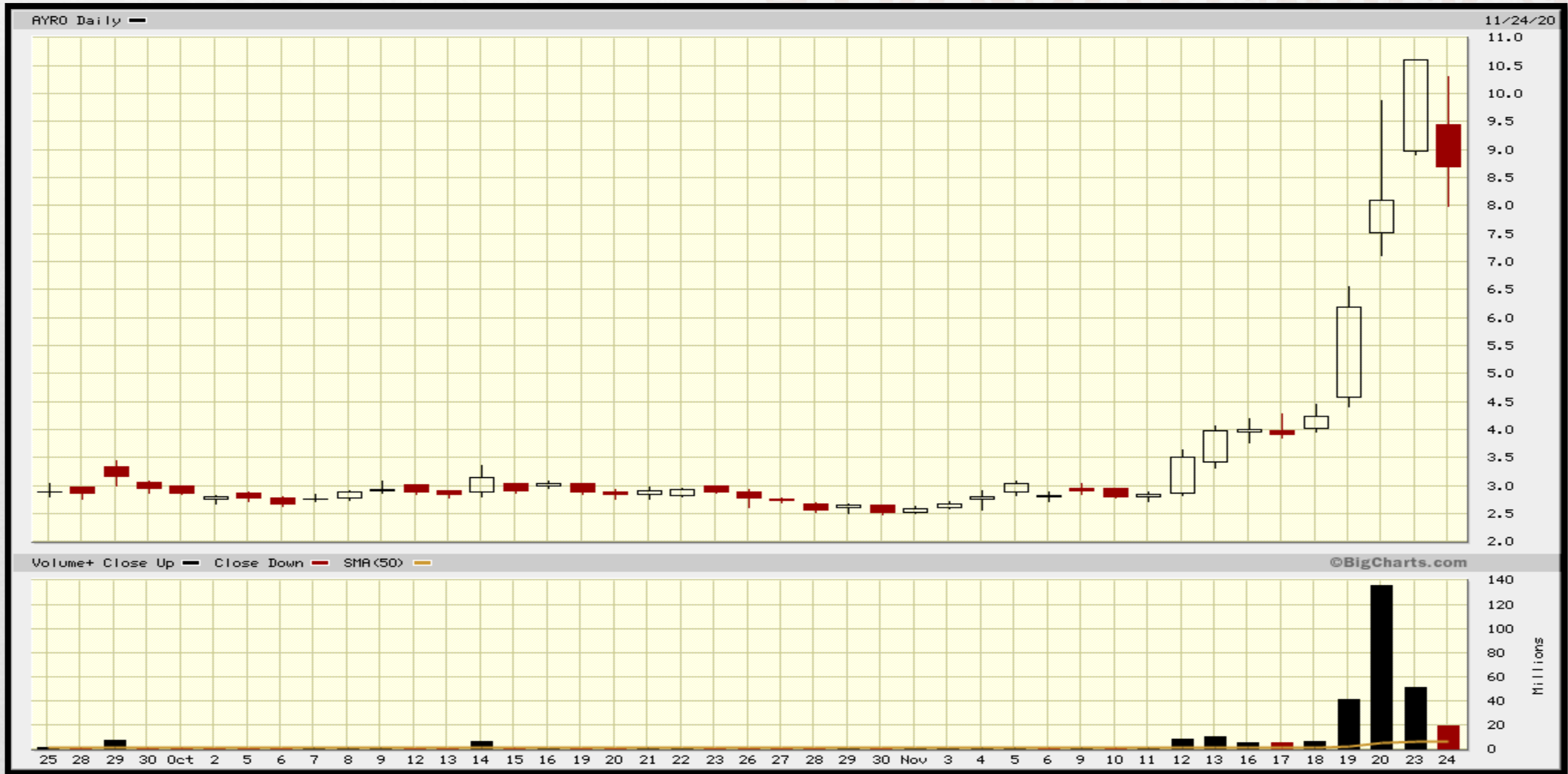
The CUP WITH HANDLE

AYRO-NOVEMBER 2020



The CUP WITH HANDLE

AYRO-NOVEMBER 2020



The CUP WITH HANDLE

CHEK-DECEMBER 2020



The CUP WITH HANDLE

CHEK-DECEMBER 2020



HOW TO READ (STOCK) CHARTS



MAIN PRICE/VOLUMES PATTERNS

❖ The DOUBLE BOTTOM

The DOUBLE BOTTOM

TKAT-MARCH 2021



The DOUBLE BOTTOM

TKAT-MARCH 2021



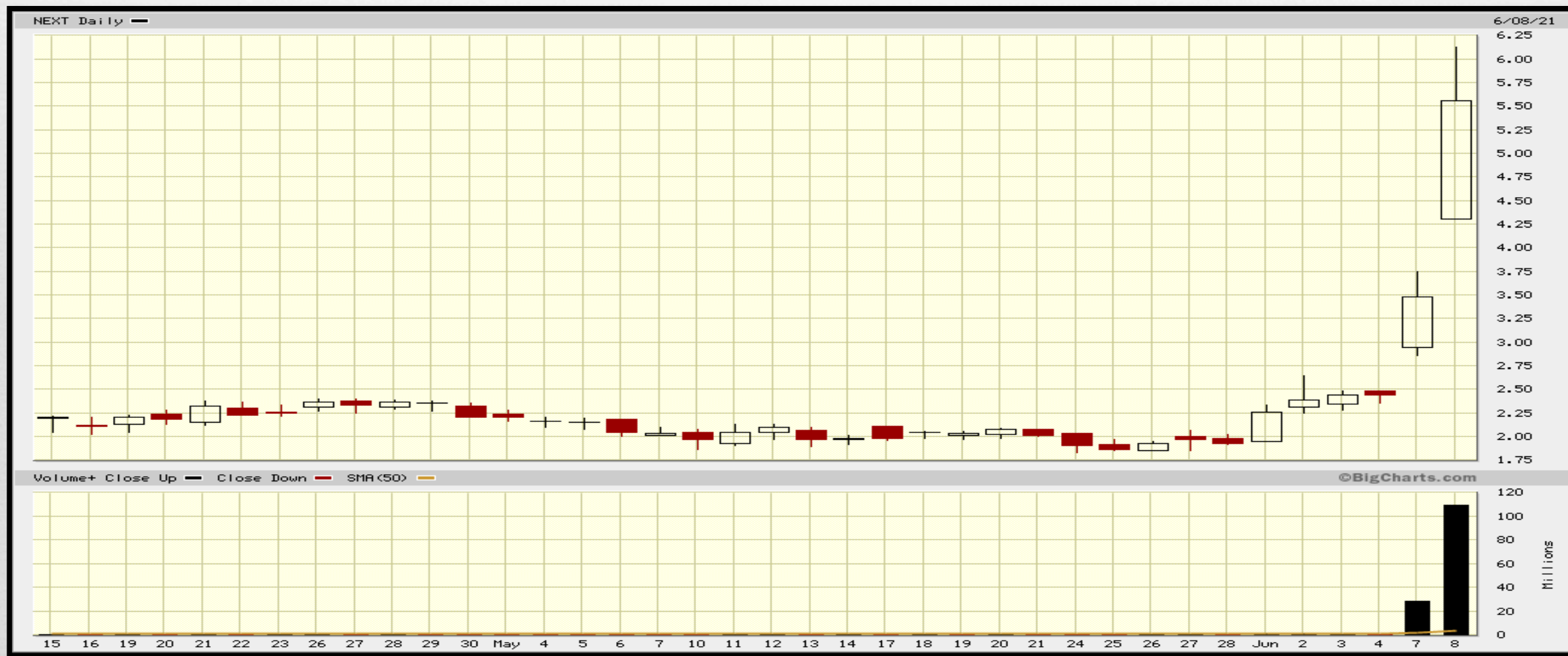
The DOUBLE BOTTOM

NEXT-JUNE 2021



The DOUBLE BOTTOM

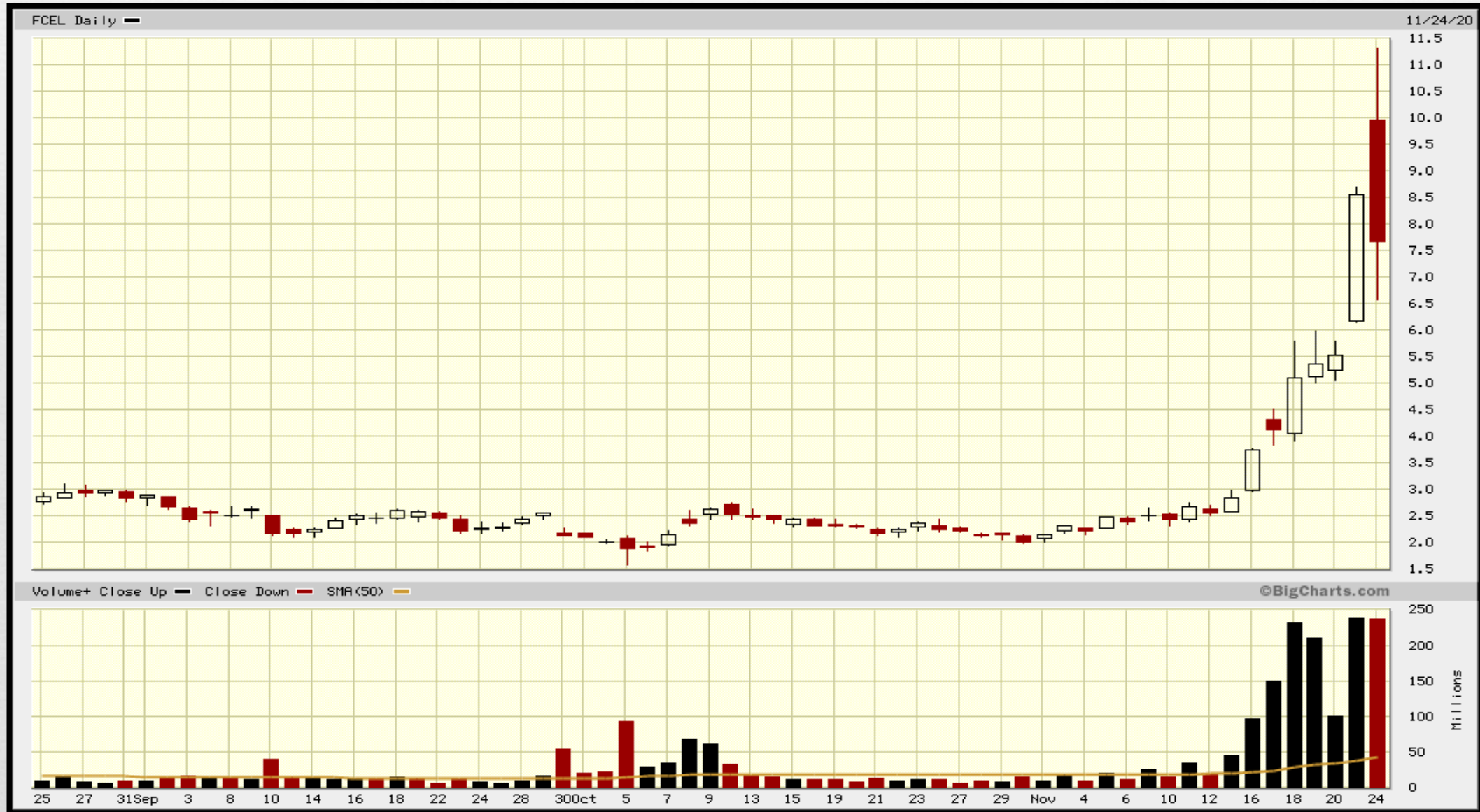
NEXT-JUNE 2021



The DOUBLE BOTTOM FCEL-NOVEMBER 2020



The DOUBLE BOTTOM FCEL-NOVEMBER 2020



The DOUBLE BOTTOM

AEMD-JUNE 2021



The DOUBLE BOTTOM

AEMD-JUNE 2021



HOW TO READ (STOCK) CHARTS



MAIN PRICE/VOLUMES PATTERNS

❖ THE FLAT BASE

THE FLAT BASE

ASXC-JANUARY 2021



THE FLAT BASE

ASXC-JANUARY 2021



THE FLAT BASE

NEGG-JULY 2021



THE FLAT BASE

NEGG-JULY 2021



HOW TO READ (STOCK) CHARTS



MAIN PRICE/VOLUMES PATTERNS

❖ The FALLING WEDGE

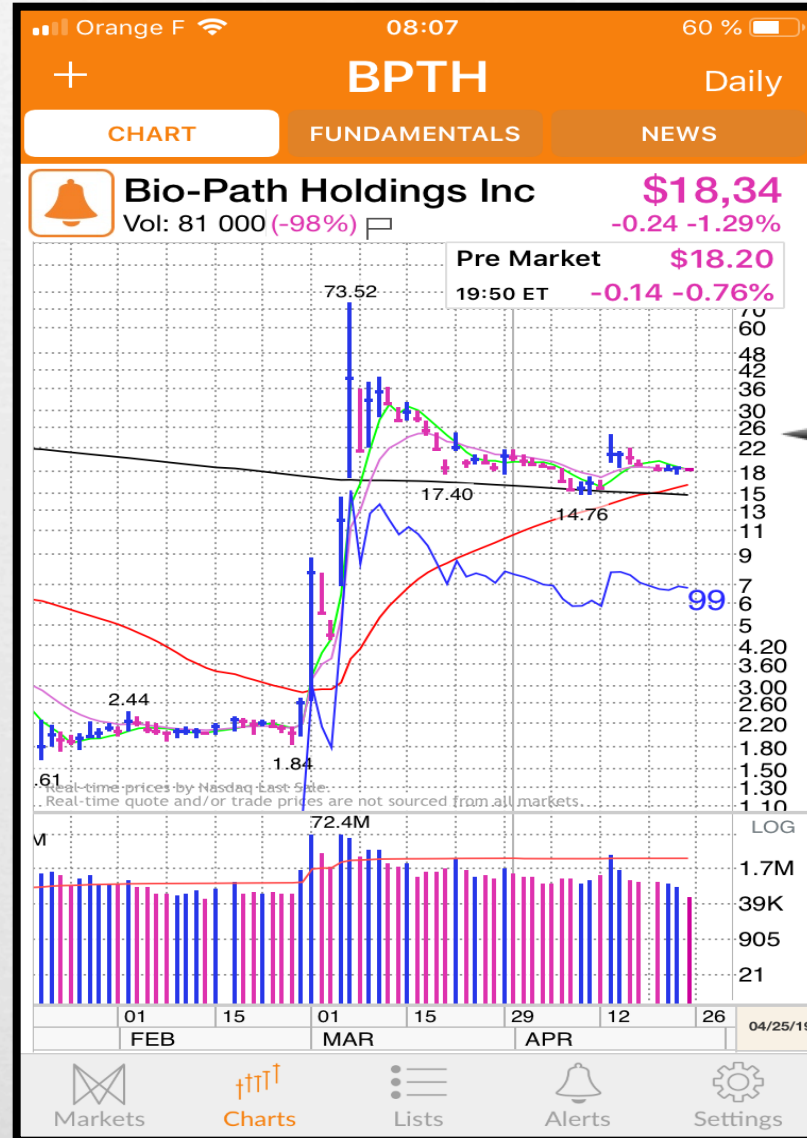
The FALLING WEDGE

BPTH-FÉVRIER 2019



The FALLING WEDGE

BPTH-FEBRUARY 2019



The FALLING WEDGE

KODK-JULY 2020



The FALLING WEGDE

KODK-JULY 2020



HOW TO READ (STOCK) CHARTS



MAIN PRICE/VOLUMES PATTERNS

❖ The CUP WITHOUT HANDLE

The CUP WITHOUT HANDLE

LAIX-FEBRUARY 2021



THE CUP WITHOUT HANDLE

LAIX-FEBRUARY 2021



THE CUP WITHOUT HANDLE

CEI-OCTOBER 2021



THE CUP WITHOUT HANDLE

CEI-OCTOBER 2021



HOW TO READ (STOCK) CHARTS



MAIN PRICE/VOLUMES PATTERNS

❖ The RESISTANCE LINE BREAKOUT

The RESISTANCE LINE BREAKOUT

LIZI-FEBRUARY 2021



HOW TO READ (STOCK) CHARTS



2- HOW TO RECOGNIZE ACCUMULATION PRICE PATTERNS

TIGHT BAR PRICE

VOLATILITY CONTRACTION

TIGHT BAR PRICE

PHUN-OCTOBER 2021



TIGHT BAR PRICE

PHUN-OCTOBER 2021



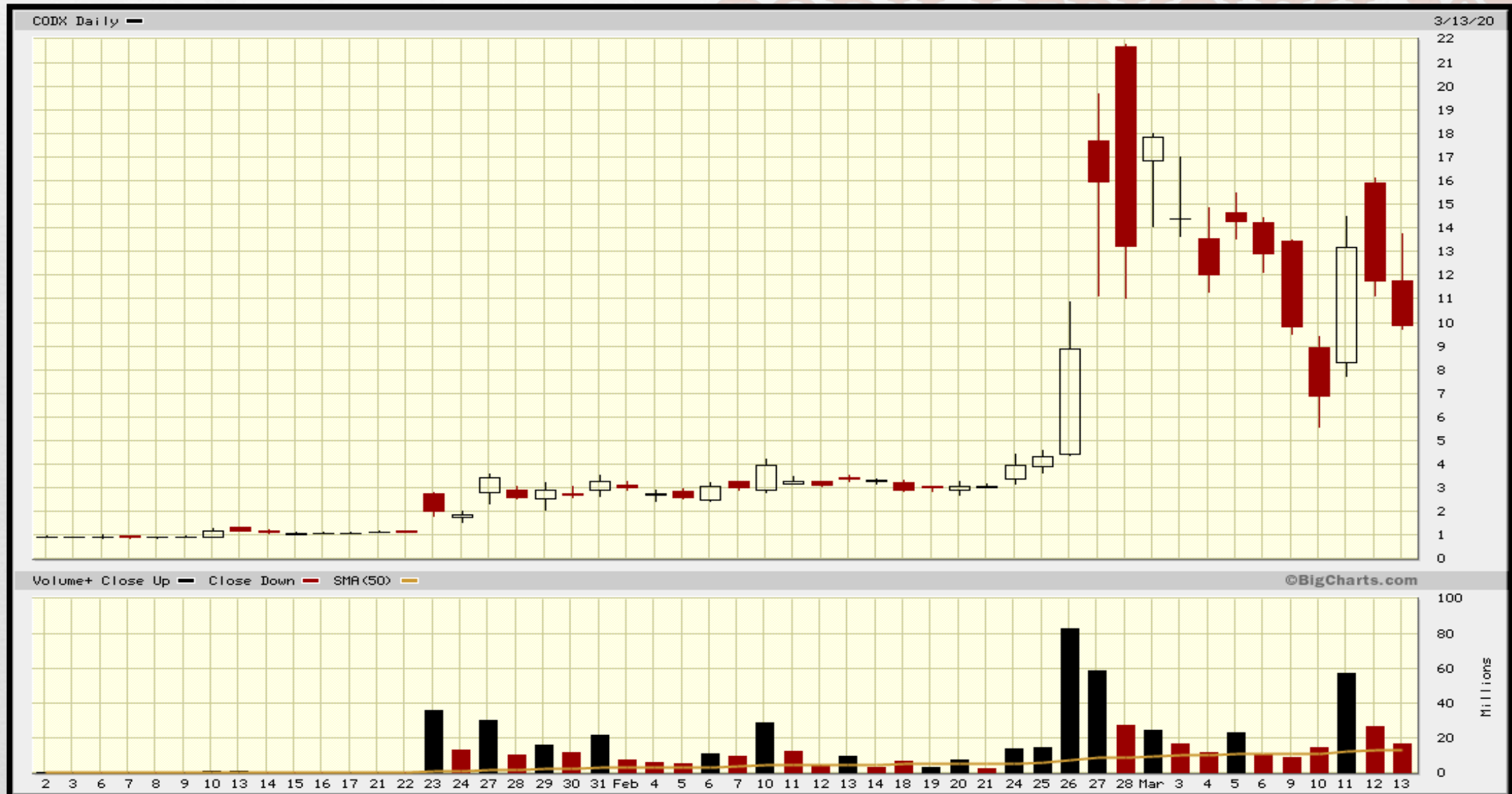
VOLATILITY CONTRACTION

CODX-FEBRUARY 2020



VOLATILITY CONTRACTION

CODX-FEBRUARY 2020



HOW TO READ (STOCK) CHARTS



3- HOW TO RECOGNIZE HEALTHY PATTERNS VS FAULTY PATTERNS

FAULTY PATTERNS

VINO-NOVEMBER 2021



FAULTY PATTERNS

WNW-NOVEMBER 2021



FAULTY PATTERNS

EGLX-NOVEMBER 2021



HOW TO READ (STOCK) CHARTS



4-HOW TO IDENTIFY THE PIVOT POINT

5- « EXOTIC » PRICE PATTERNS

BOTTOM FISHING

BEAR TRAP

RESISTANCE LINE BREAKOUT (RLB)

EXPLOSIVE OPENING GAPS

BOTTOM FISHING

APRN-MARCH 2020



BOTTOM FISHING

APRN-MARCH 2020



BEAR TRAP

BLIN-JUNE 2021



BEAR TRAP

BLIN-JUNE 2021



RESISTANCE LINE BREAKOUT

NURO-JULY 2020



RESISTANCE LINE BREAKOUT

NURO-JULY 2020



EXPLOSIVE OPENING GAP

OCGN-DECEMBER 2020



EXPLOSIVE OPENING GAP

OCGN-DECEMBER 2020



EXPLOSIVE OPENING GAP

OCGN-DECEMBER 2020



HOW TO READ (STOCK) CHARTS



PART 2: USING CHARTS FOR EXITING A TRADE

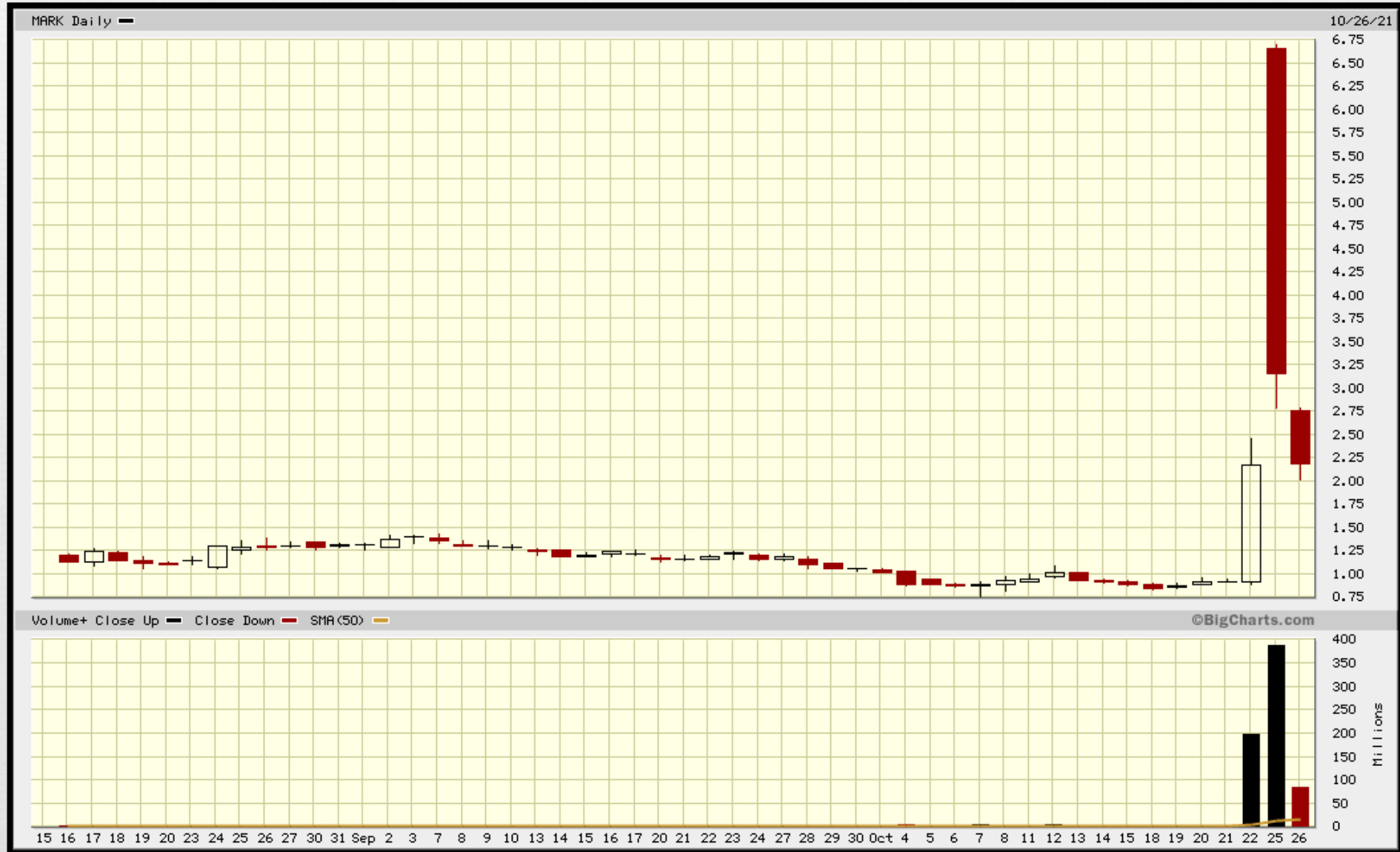
1- EXITS INTO STRENGTH

-EXHAUSTION GAP

-HYPERTROPHIED BAR PRICE (HBP)

EXHAUSTION GAP

MARK-NOVEMBER 2021



HYPERTROPHIED PRICE BAR

AMC-JUNE 2021



HOW TO READ (STOCK) CHARTS



2- EXITS INTO WEAKNESS

-THE ELEVATOR RULE (HIGHEST LOW)

THE ELEVATOR RULE

AMTX-AUGUST 2020



Source: www.marketsmith.com

THE ELEVATOR RULE

AUTO-AUGUST 2020



Source: www.marketsmith.com

HOW TO READ (STOCK) CHARTS



2- EXITS INTO WEAKNESS

-RISE WITH NO VOLUMES,

RISE WITH NO VOLUMES

AYRO-NOVEMBER 2020



HOW TO READ (STOCK) CHARTS



2- EXITS INTO WEAKNESS

-DON'T STAY TO LONG...

HOW TO READ (STOCK) CHARTS



2- EXITS INTO WEAKNESS

-REVERSAL PRICE ACTION.

REVERSAL PRICE ACTION

UONE-JULY 2020



REVERSAL PRICE ACTION

VVPR-SEPTEMBER 2020



TO LEARN MORE



◆ BIBLIOGRAPHY (*non-exhaustive*)

- ✧ « **Trading in the zone** » by Mark DOUGLAS
- ✧ « **The new trading for a living** » by Alexander ELDER
- ✧ « **How to make money in stocks** » by William, J O' NEIL
- ✧ « **Trade like a stock market wizard** » de Mark MINERVINI
- ✧ « **Trend following** » by Michael COVEL

TO LEARN MORE



« If you want to know more about the comprehensive custom trading coaching programs I offer, go to my website or contact me »:

www.trading-coach.fr/home/coaching-sessions

florian.campuzan@trading-coach.fr